


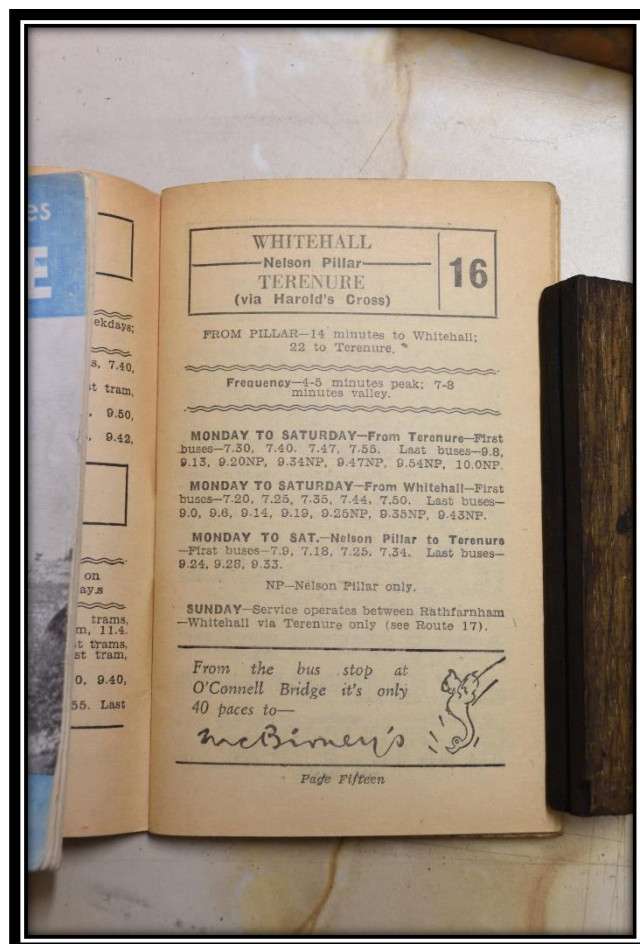
6th January 1945 Speed Restrictions



1945 Dublin District Timetable



1945 Provincial Bus Services Timetable



Whitehall Bus Timetable

(via Ballybrack)

2-35 minutes.

From Dun Laoghaire
10.40, 11.30, 12.45,
1.40, 2.50, 3.45,
4.50, 5.20, 6.45,
10.15.

From Bray-7.30.
12.5, 12.50, 1.25,
5, 5.30, 6.0, 6.35,
10.

From-10.10, 10.45,
1.25, 2.45, 3.25, 4.5,
6.45, 9.25, 10.15,
12.5, 12.10, 13.45,
1.25, 2.25, 3.5, 4.45,
6.

D'Oller Street

DUN LAOGHAIRE

46A

FROM D'OLLIER STREET-45 minutes.

MONDAY TO SATURDAY-From D'Oller Street-
7.55, 9.35X, 11.0X, 11.55, 1.0, 1.35, 2.40, 3.55X,
4.10, 5.15, 5.55X, 6.50X, 7.55X, 8.25, 9.20X.

MONDAY TO SATURDAY-From Dun Laoghaire-
8.15X, 8.40, 10.35X, 12.0, 12.45X, 1.50, 2.35,
3.25X, 4.25, 5.0X, 6.5, 6.45X, 7.40X, 8.40, 9.15,
10.10.

X-Connects at Kill Church with Foxrock (63) bus.

**SUNDAY-From D'Oller Street-10.10, 12.0,
12.50, 1.20, 2.10, 3.0, 3.50, 4.40, 5.30, 6.25, 7.15,
7.55, 9.20.**

**SUNDAY-From Dun Laoghaire-11.0, 12.55,
1.27, 2.12, 3.2, 3.57, 4.42, 5.25, 6.22, 7.15, 8.12,
8.47, 10.10.**

Minimum Fare on this Route. See Page 61.

47

Dun Laoghaire Bus Timetable

Dublin (Kingsbridge) and Maryboro', Kilkenny and Waterford.													
Distance from Maryboro'	DOWN TRAINS		Sectional Running		Goods		Passenger		Goods		Passenger		Distance from Kingsbridge
			1	2	1	2	1	2	1	2	1	2	
			1	2	1	2	1	2	1	2	1	2	
Miles			1	2	1	2	1	2	1	2	1	2	
1	KINGSBRIDGE	W	9	9	10	10	10	10	10	10	10	10	
1	CONDREY FEN	W	10	10	10	10	10	10	10	10	10	10	
1	ARRISTREE	W	10	10	10	10	10	10	10	10	10	10	
1	ATTAGH	W	10	10	10	10	10	10	10	10	10	10	
1	BALLYRATH	W	10	10	10	10	10	10	10	10	10	10	
1	CASTLECOMER FEN	W	10	10	10	10	10	10	10	10	10	10	
1	KILKENNY (Check)	W	10	10	10	10	10	10	10	10	10	10	
1	KILKENNY	W	10	10	10	10	10	10	10	10	10	10	
1	ROBERT'S BRIDGE	W	10	10	10	10	10	10	10	10	10	10	
1	THOMASTOWN	W	10	10	10	10	10	10	10	10	10	10	
1	BALLYVALE	W	10	10	10	10	10	10	10	10	10	10	
1	MULLINAVAT	W	10	10	10	10	10	10	10	10	10	10	
1	KILMACOW EAST	W	10	10	10	10	10	10	10	10	10	10	
1	WATERFORD (Check)	W	10	10	10	10	10	10	10	10	10	10	
1	WATERFORD	W	10	10	10	10	10	10	10	10	10	10	

Waterford and Kilkenny, Maryboro' and Dublin (Kingsbridge).													
Distance from Waterford	UP TRAINS		Sectional Running		Goods		Passenger		Goods		Passenger		Distance from Kingsbridge
			1	2	1	2	1	2	1	2	1	2	
			1	2	1	2	1	2	1	2	1	2	
Miles			1	2	1	2	1	2	1	2	1	2	
1	WATERFORD	W	0	0	8	10	10	10	10	10	10	10	
1	WATERFORD (Check)	W	0	0	8	10	10	10	10	10	10	10	
1	KILMACOW EAST	W	0	0	8	10	10	10	10	10	10	10	
1	MULLINAVAT	W	0	0	8	10	10	10	10	10	10	10	
1	BALLYVALE	W	0	0	8	10	10	10	10	10	10	10	
1	THOMASTOWN	W	0	0	8	10	10	10	10	10	10	10	
1	ROBERT'S BRIDGE	W	0	0	8	10	10	10	10	10	10	10	
1	KILKENNY (Check)	W	0	0	8	10	10	10	10	10	10	10	
1	KILKENNY	W	0	0	8	10	10	10	10	10	10	10	
1	CASTLECOMER FEN	W	0	0	8	10	10	10	10	10	10	10	
1	BALLYRATH	W	0	0	8	10	10	10	10	10	10	10	
1	ATTAGH	W	0	0	8	10	10	10	10	10	10	10	
1	ARRISTREE	W	0	0	8	10	10	10	10	10	10	10	
1	CONDREY FEN	W	0	0	8	10	10	10	10	10	10	10	
1	MARYBORO'	W	0	0	8	10	10	10	10	10	10	10	
1	KINGSBRIDGE	W	0	0	8	10	10	10	10	10	10	10	

KILKENNY AND CASTLECOMER BRANCH (Daily).													
Distance from Kilkenny	DOWN TRAINS		Sectional Running		Goods		Passenger		Goods		Passenger		Distance from Kingsbridge
			1	2	1	2	1	2	1	2	1	2	
			1	2	1	2	1	2	1	2	1	2	
Miles			1	2	1	2	1	2	1	2	1	2	
1	KILKENNY	W	0	0	8	10	10	10	10	10	10	10	
1	CASTLECOMER FEN	W	0	0	8	10	10	10	10	10	10	10	
1	KINGSBRIDGE	W	0	0	8	10	10	10	10	10	10	10	

Dublin to Waterford Train Timetable

RE - BIRR		DUBLIN - ATHLONE - GALWAY									
		WEEK-DAYS ONLY.									
	p.m.	Dep.	a.m.	noon	p.m.	Dep.	a.m.	noon	p.m.	Dep.	a.m.
..	4.00	Dublin	8.00	12.00	5.45	Galway	8.30	12.30	5.45	Athlone	11.27
..	4.22	Lucan	8.24	12.24	6.09	Oranmore	8.47	12.47	6.09	Enfield	7.13
..	4.38	Leixlip	8.29	12.29	6.14	Athlone	9.11	1.11	6.14	Enfield	7.13
..	5.11	Maynooth	8.43	12.43	6.28	Loughrea	9.46	1.46	6.28	Enfield	7.13
..	5.48	Kilcock	8.55	12.55	6.40	Ballinasloe	10.41	2.41	6.40	Enfield	7.13
..	6.07	Enfield	9.16	1.16	7.01				7.01	Enfield	7.13
..	6.16	Moyvalley	9.30	1.30	7.15				7.15	Enfield	7.13
..	6.26	Clonard	9.40	1.40	7.25				7.25	Enfield	7.13
..	6.35	Kilnegad	9.52	1.52	7.37				7.37	Enfield	7.13
..	6.58	Miltownpass	10.10	2.10	7.55				7.55	Enfield	7.13
..	7.13	Rochfort-bridge	10.19	2.19	8.04				8.04	Enfield	7.13
..	7.30	Tyrrellspass	10.30	2.30	8.15				8.15	Enfield	7.13
..	7.37	Kilbeggan	10.45	2.45	8.30				8.30	Enfield	7.13
..	7.43	Clara	10.59	2.59	8.48				8.48	Enfield	7.13
..	7.48	Horleap	11.18	3.18	9.10				9.10	Enfield	7.13
..	7.53	Moate								Enfield	7.13
..	7.59									Enfield	7.13
..	8.05									Enfield	7.13
..	8.15									Enfield	7.13
..	8.27									Enfield	7.13
..	8.50									Enfield	7.13

Dublin - Galway Timetable

DUBLIN — CORK

	a.m.	a.m.	a.m.	p.m.	p.m.	p.m.
DUBLIN (Kingsbridge) dep.	8.15	9.00	10.00	3.00	5.00	6.00
Hazelhatch	8.15	9.00	10.00	3.00	5.00	6.00
Stratton	8.15	9.00	10.00	3.00	5.00	6.00
SALLINS	8.15	9.00	10.00	3.00	5.00	6.00
Droichead Nua	8.15	9.00	10.00	3.00	5.00	6.00
KILDARE	8.15	9.00	10.00	3.00	5.00	6.00
Monasterevan	8.15	9.00	10.00	3.00	5.00	6.00
PORTLINGTON	8.15	9.00	10.00	3.00	5.00	6.00
PORTLAOIGHISE	8.15	9.00	10.00	3.00	5.00	6.00
Enfield	8.15	9.00	10.00	3.00	5.00	6.00
Enfield	8.15	9.00	10.00	3.00	5.00	6.00
Enfield	8.15	9.00	10.00	3.00	5.00	6.00
Enfield	8.15	9.00	10.00	3.00	5.00	6.00
Enfield	8.15	9.00	10.00	3.00	5.00	6.00
Enfield	8.15	9.00	10.00	3.00	5.00	6.00
Enfield	8.15	9.00	10.00	3.00	5.00	6.00
Enfield	8.15	9.00	10.00	3.00	5.00	6.00
Enfield	8.15	9.00	10.00	3.00	5.00	6.00
Enfield	8.15	9.00	10.00	3.00	5.00	6.00
Enfield	8.15	9.00	10.00	3.00	5.00	6.00
Enfield	8.15	9.00	10.00	3.00	5.00	6.00
Enfield	8.15	9.00	10.00	3.00	5.00	6.00
Enfield	8.15	9.00	10.00	3.00	5.00	6.00
Enfield	8.15	9.00	10.00	3.00	5.00	6.00
Enfield	8.15	9.00	10.00	3.00	5.00	6.00
Enfield	8.15	9.00	10.00	3.00	5.00	6.00
Enfield	8.15	9.00	10.00	3.00	5.00	6.00
Enfield	8.15	9.00	10.00	3.00	5.00	6.00
Enfield	8.15	9.00	10.00	3.00	5.00	6.00
Enfield	8.15	9.00	10.00	3.00	5.00	6.00
Enfield	8.15	9.00	10.00	3.00	5.00	6.00
Enfield	8.15	9.00	10.00	3.00	5.00	6.00
Enfield	8.15	9.00	10.00	3.00	5.00	6.00
Enfield	8.15	9.00	10.00	3.00	5.00	6.00
Enfield	8.15	9.00	10.00	3.00	5.00	6.00
Enfield	8.15	9.00	10.00	3.00	5.00	6.00
Enfield	8.15	9.00	10.00	3.00	5.00	6.00
Enfield	8.15	9.00	10.00	3.00	5.00	6.00
Enfield	8.15	9.00	10.00	3.00	5.00	6.00
Enfield	8.15	9.00	10.00	3.00	5.00	6.00
Enfield	8.15	9.00	10.00	3.00	5.00	6.00
Enfield	8.15	9.00	10.00	3.00	5.00	6.00
Enfield	8.15	9.00	10.00	3.00	5.00	6.00
Enfield	8.15	9.00	10.00	3.00	5.00	6.00
Enfield	8.15	9.00	10.00	3.00	5.00	6.00
Enfield	8.15	9.00	10.00	3.00	5.00	6.00
Enfield	8.15	9.00	10.00	3.00	5.00	6.00
Enfield	8.15	9.00	10.00	3.00	5.00	6.00
Enfield	8.15	9.00	10.00	3.00	5.00	6.00
Enfield	8.15	9.00	10.00	3.00	5.00	6.00
Enfield	8.15	9.00	10.00	3.00	5.00	6.00
Enfield	8.15	9.00	10.00	3.00	5.00	6.00
Enfield	8.15	9.00	10.00	3.00	5.00	6.00
Enfield	8.15	9.00	10.00	3.00	5.00	6.00
Enfield	8.15	9.00	10.00	3.00	5.00	6.00
Enfield	8.15	9.00	10.00	3.00	5.00	6.00
Enfield	8.15	9.00	10.00	3.00	5.00	6.00
Enfield	8.15	9.00	10.00	3.00	5.00	6.00
Enfield	8.15	9.00	10.00	3.00	5.00	6.00
Enfield	8.15	9.00	10.00	3.00	5.00	6.00
Enfield	8.15	9.00	10.00	3.00	5.00	6.00
Enfield	8.15	9.00	10.00	3.00	5.00	6.00
Enfield	8.15	9.00	10.00	3.00	5.00	6.00
Enfield	8.15	9.00	10.00	3.00	5.00	6.00
Enfield	8.15	9.00	10.00	3.00	5.00	6.00
Enfield	8.15	9.00	10.00	3.00	5.00	6.00
Enfield	8.15	9.00	10.00	3.00	5.00	6.00
Enfield	8.15	9.00	10.00	3.00	5.00	6.00
Enfield	8.15	9.00	10.00	3.00	5.00	6.00
Enfield	8.15	9.00	10.00	3.00	5.00	6.00
Enfield	8.15	9.00	10.00	3.00	5.00	6.00
Enfield	8.15	9.00	10.00	3.00	5.00	6.00
Enfield	8.15	9.00	10.00	3.00	5.00	6.00
Enfield	8.15	9.00	10.00	3.00	5.00	6.00
Enfield	8.15	9.00	10.00	3.00	5.00	6.00
Enfield	8.15	9.00	10.00	3.00	5.00	6.00
Enfield	8.15	9.00	10.00	3.00	5.00	6.00
Enfield	8.15	9.00	10.00	3.00	5.00	6.00
Enfield	8.15	9.00	10.00	3.00	5.00	6.00
Enfield	8.15	9.00	10.00	3.00	5.00	6.00
Enfield	8.15	9.00	10.00	3.00	5.00	6.00
Enfield	8.15	9.00	10.00	3.00	5.00	6.00
Enfield	8.15	9.00	10.00	3.00	5.00	6.00
Enfield	8.15	9.00	10.00	3.00	5.00	6.00
Enfield	8.15	9.00	10.00	3.00	5.00	6.00
Enfield	8.15	9.00	10.00	3.00	5.00	6.00
Enfield	8.15	9.00	10.00	3.00	5.00	6.00
Enfield	8.15	9.00	10.00	3.00	5.00	6.00
Enfield	8.15	9.00	10.00	3.00	5.00	6.00
Enfield	8.15	9.00	10.00	3.00	5.00	6.00
Enfield	8.15	9.00	10.00	3.00	5.00	6.00
Enfield	8.15	9.00	10.00	3.00	5.00	6.00
Enfield	8.15	9.00	10.00	3.00	5.00	6.00
Enfield	8.15	9.00	10.00	3.00	5.00	6.00
Enfield	8.15	9.00	10.00	3.00	5.00	6.00
Enfield	8.15	9.00	10.00	3.00	5.00	6.00
Enfield	8.15	9.00	10.00	3.00	5.00	6.00
Enfield	8.15	9.00	10.00	3.00	5.00	6.00
Enfield	8.15	9.00	10.00	3.00	5.00	6.00
Enfield	8.15	9.00	10.00	3.00	5.00	6.00
Enfield	8.15	9.00	10.00	3.00	5.00	6.00
Enfield	8.15	9.00	10.00	3.00	5.00	6.00
Enfield	8.15	9.00	10.00	3.00	5.00	6.00
Enfield	8.15	9.00	10.00	3.00	5.00	6.00
Enfield	8.15	9.00	10.00	3.00	5.00	6.00
Enfield	8.15	9.00	10.00	3.00	5.00	6.00
Enfield	8.15	9.00	10.00	3.00	5.00	6.00
Enfield	8.15	9.00	10.00	3.00	5.00	6.00
Enfield	8.15	9.00	10.00	3.00	5.00	6.00
Enfield	8.15	9.00	10.00	3.00	5.00	6.00
Enfield	8.15	9.00	10.00	3.00	5.00	6.00
Enfield	8.15	9.00	10.00	3.00	5.00	6.00
Enfield	8.15	9.00	10.00	3.00	5.00	6.00
Enfield	8.15	9.00	10.00	3.00	5.00	6.00
Enfield	8.15	9.00	10.00	3.00	5.00	6.00
Enfield	8.15	9.00	10.00	3.00	5.00	6.00
Enfield	8.15	9.00	10.00	3.00	5.00	6.00
Enfield	8.15	9.00	10.00	3.00	5.00	6.00
Enfield	8.15	9.00	10.00	3.00	5.00	6.00
Enfield	8.15	9.00	10.00	3.00	5.00	6.00
Enfield	8.15	9.00	10.00	3.00	5.00	6.00
Enfield	8.15	9.00	10.00	3.00	5.00	6.00
Enfield	8.15	9.00	10.00	3.00	5.00	6.00
Enfield	8.15	9.00	10.00	3.00	5.00	6.00
Enfield	8.15	9.00	10.00	3.00	5.00	6.00
Enfield	8.15	9.00	10.00	3.00	5.00	6.00
Enfield	8.15	9.00	10.00	3.00	5.00	6.00
Enfield	8.15	9.00	10.00	3.00	5.00	6.00
Enfield	8.15	9.00	10.00	3.00	5.00	6.00
Enfield	8.15	9.00	10.00	3.00	5.00	6.00
Enfield	8.15	9.00	10.00	3.00	5.00	6.00
Enfield	8.15	9.00	10.00	3.00	5.00	6.00
Enfield	8.15	9.00	10.00	3.00	5.00	6.00
Enfield	8					

Dublin - Cork Timetable

CORK CITY SERVICES

STATUE

POULADUFF

10

Time taken—18 minutes.

MONDAY TO SATURDAY—From Statue—8.30, 9.0, 9.30,

11.45, 12.20, 1.0, 1.45, 2.25, 4.45, 5.25, 6.0, 6.40.

MONDAY TO SATURDAY—From Pouladuff—8.15, 8.45,

9.15, 9.45, 12.0, 12.40, 1.20, 2.0, 2.40, 5.0, 5.40, 6.20,

7.0.

DILLON'S CROSS

STATUE

5

BISHOPSTOWN

Time taken—23 minutes.

MONDAY TO SATURDAY—From Dillon's Cross—8.10, 8.30,

8.50, 9.10, 9.30, 9.50, 10.10, 10.30, 10.50, 11.10, 11.30,

11.50, 12.10, 12.30, 12.50, 1.10, 1.30, 1.50, 2.10, 2.30,

2.50, 3.10, 3.30, 3.50, 4.10, 4.30, 4.50, 5.10, 5.30, 5.50,

6.10, 6.30, 6.50, 7.10, 7.30, 7.50, 8.10, 8.30, 8.50, 9.10,

9.30, 9.40.

MONDAY TO SATURDAY—From Bishopstown—8.15, 8.35,

8.55, 9.15, 9.35, 9.55, 10.15, 10.35, 10.55, 11.15, 11.35,

11.55, 12.15, 12.35, 12.55, 1.15, 1.35, 1.55, 2.15, 2.35,

2.55, 3.15, 3.35, 3.55, 4.15, 4.35, 4.55, 5.15, 5.35, 5.55,

6.15, 6.35, 6.55, 7.15, 7.35, 7.55, 8.15, 8.35, 8.55, 9.15,

9.35.

SUNDAY—From Dillon's Cross—10.0, 10.24, 10.48, 11.12,

11.36, 12.0, 12.24, 12.48, 1.12, 1.36, 1.12, 3.36, 4.0,

4.24, 4.48, 5.08, 5.95, 6.48, 7.12, 7.36, 8.0, 8.22, 8.36,

SUNDAY—From Bishopstown—10.0, 10.24, 10.48, 11.12, 11.36,

12.0, 12.24, 12.48, 1.12, 1.36, 3.12, 3.36, 4.0, 4.24, 4.47,

5.15, 6.48, 7.12, 7.36, 8.0, 8.24, 8.48.


S—To Statue only

Page Forty-seven

Cork City Services Timetable

ALTERNATIVE ROUTES AND OTHER EXCEPTIONAL ARRANGEMENTS IN CONNECTION WITH PASSENGER TICKETS.		
1 Passenger Tickets issued from	2 Stations—to	3 The return portions of tickets are available—
70 Dublin (Kingsbridge) and inter- mediate to Kildare inclusive.	Kilkenny and intermediate to Waterford and Stations beyond via Waterford.	via Bagenalstown or via Abbeyleix.
Dublin— Kingsbridge. Amiens St. Westland Row. Harcourt St.	Waterford and Stations beyond via Waterford.	Dublin (Kingsbridge) via Bagenal- stown or via Abbeyleix; Dublin (Amiens St., Westland Row or Harcourt St.) via New Ross.
Dublin— Kingsbridge. Westland Row. Harcourt St.	Cross-Channel via Rosslare Harbour.	Dublin (Kingsbridge) via Campile, Waterford, Bagenalstown or Abbeyleix; Dublin (Westland Row or Harcourt St.) via Killurin or via Campile, Waterford and New Ross.

1 Passenger Tickets issued	2 Stations to—	3 The return portions of tickets are available—
-------------------------------	-------------------	---



Winter, 1948 Train Services Timetable

BRAY — DUN LAOGHAIRE — DUBLIN

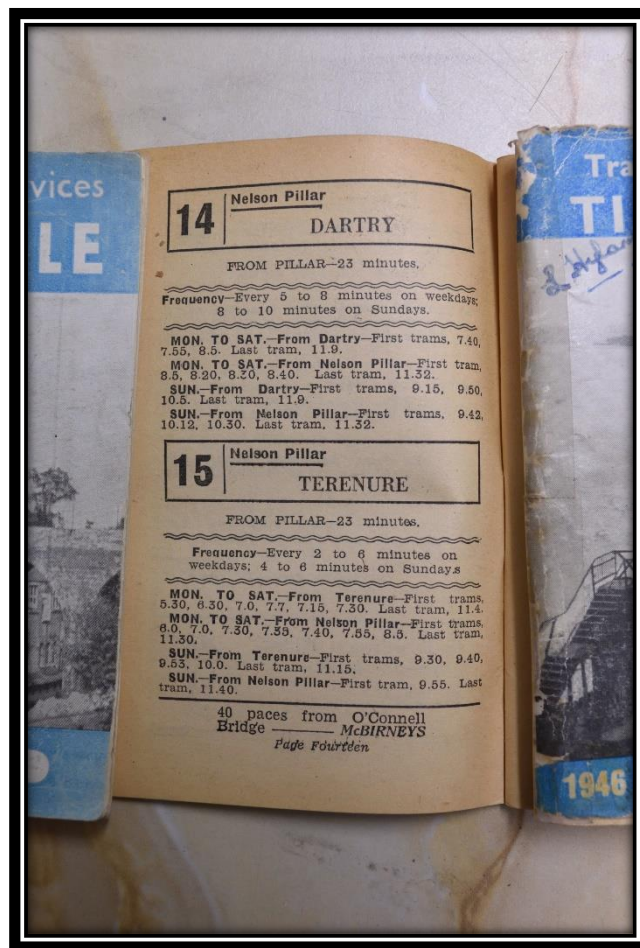
MONDAYS TO FRIDAYS INCLUSIVE
(For Saturday Train Service see pages 64 and 65.)

Page Fifty	Graysdon	Bray	Kilbeg	DALRY	Dunlough	Sandgrove	NEW LAOGHAIRE	Sillhill	Suspect	ROCK	Boothstown	Silken Park	St. Michael's Hill	LAOGHAIRE	WEXFORD	Tara	Street	Street
1	2	3	4	5	6	7	8	9	10	11	12	13	14	15	16	17		
dep. a.m.	dep. a.m.	dep. a.m.	dep. a.m.	dep. a.m.	dep. a.m.	dep. a.m.	dep. a.m.	dep. a.m.	dep. a.m.	dep. a.m.	dep. a.m.	dep. a.m.	dep. a.m.	arr. a.m.	arr. a.m.	arr. a.m.		
7.40	7.55	8.04	8.10	8.13	8.16	8.19	8.22	8.25	8.28	8.31	8.34	8.37	8.40	8.42	8.45	8.48	8.51	8.54
8.10	8.25	8.34	8.40	8.43	8.46	8.49	8.52	8.55	8.58	9.01	9.03	9.06	9.08	9.11	9.15	9.18	9.21	9.25
8.37	8.55	9.04	9.10	9.13	9.16	9.19	9.22	9.25	9.27	9.30	9.33	9.35	9.38	9.41	9.45	9.47	9.50	9.53
9.25	9.33	9.39	9.42	9.45	9.48	9.51	9.54	9.57	10.00	10.03	10.06	10.09	10.12	10.15	10.18	10.21	10.24	10.27

1	2	3	4	5	6	7	8	9	10	11	12	13	14	15	16	17
a.m.	noon	p.m.	p.m.	p.m.	p.m.	p.m.	p.m.	p.m.	p.m.	p.m.	p.m.	p.m.	p.m.	p.m.	p.m.	p.m.
11.40	12.00	12.08	12.14	12.17	12.19	12.22	12.25	12.28	12.31	12.34	12.37	12.40	12.43	12.46	12.49	12.51
1.00	1.08	1.14	1.17	1.19	1.22	1.25	1.28	1.31	1.34	1.37	1.40	1.42	1.45	1.48	1.51	1.53
1.53	1.57	1.59	2.02	2.04	2.07	2.10	2.12	2.15	2.18	2.21	2.24	2.27	2.30	2.33	2.36	2.39
2.33	2.37	2.39	2.42	2.44	2.47	2.50	2.53	2.56	2.59	3.02	3.05	3.08	3.11	3.14	3.17	3.20
3.23	3.27	3.29	3.32	3.34	3.37	3.40	3.43	3.46	3.49	3.52	3.55	3.58	4.01	4.04	4.07	4.10
4.13	4.17	4.19	4.22	4.24	4.27	4.30	4.33	4.36	4.39	4.42	4.45	4.48	4.51	4.54	4.57	5.00
5.03	5.07	5.09	5.12	5.14	5.17	5.20	5.23	5.26	5.29	5.32	5.35	5.38	5.41	5.44	5.47	5.50
5.53	5.57	5.59	6.02	6.04	6.07	6.10	6.13	6.16	6.19	6.22	6.25	6.28	6.31	6.34	6.37	6.40
6.43	6.47	6.49	6.52	6.54	6.57	7.00	7.03	7.06	7.09	7.12	7.15	7.18	7.21	7.24	7.27	7.30
7.33	7.37	7.39	7.42	7.44	7.47	7.50	7.53	7.56	7.59	8.02	8.05	8.08	8.11	8.14	8.17	8.20
8.23	8.27	8.29	8.32	8.34	8.37	8.40	8.43	8.46	8.49	8.52	8.55	8.58	9.01	9.04	9.07	9.10
9.13	9.17	9.19	9.22	9.24	9.27	9.30	9.33	9.36	9.39	9.42	9.45	9.48	9.51	9.54	9.57	10.00
10.03	10.07	10.09	10.12	10.14	10.17	10.20	10.23	10.26	10.29	10.32	10.35	10.38	10.41	10.44	10.47	10.50
10.53	10.57	10.59	11.02	11.04	11.07	11.10	11.13	11.16	11.19	11.22	11.25	11.28	11.31	11.34	11.37	11.40

* Change at Bray for Westland Row.
Special Service Will Operate on Public Holidays.

Bray — Dublin Timetable



Dublin Bus Timetable

1945

4

Main Line—Kingsbridge to Cork.

Distance Kingsbridge	DOWN TRAINS.	15		16		17		18		19		20		21	
		Mallow Goods.	Cork PAS.	Cork PAS.	Kilkeny PAS.	Thames Limerick and Waterford PAS.	Cork PAS.	Cork PAS.	Auxiliary Tram PAS.	Auxiliary Tram PAS.	Auxiliary Tram PAS.	Auxiliary Tram PAS.	Auxiliary Tram PAS.	Auxiliary Tram PAS.	Auxiliary Tram PAS.
No.	DUN LAOGHAIRE	p.m.	p.m.	p.m.	p.m.	p.m.	p.m.	p.m.	p.m.	p.m.	p.m.	p.m.	p.m.	p.m.	p.m.
24	NORTH WALL
25	LAGAN STREET
...
...	BLANESBORO
...	KINGSBRIDGE
...	INCORPORATED
42	BRANDAMEN HALL
52	LAGAN (NORTH)
10	SALLIS
12	STRAFFAN
18	SALLIS
20	STRAFFAN
22	STRAFFAN
24	STRAFFAN
26	STRAFFAN
28	STRAFFAN
30	STRAFFAN
32	STRAFFAN
34	STRAFFAN
36	STRAFFAN
38	STRAFFAN
40	STRAFFAN
42	STRAFFAN
44	STRAFFAN
46	STRAFFAN
48	STRAFFAN
50	STRAFFAN
52	STRAFFAN
54	STRAFFAN
56	STRAFFAN
58	STRAFFAN
60	STRAFFAN
62	STRAFFAN
64	STRAFFAN
66	STRAFFAN
68	STRAFFAN
70	STRAFFAN
72	STRAFFAN
74	STRAFFAN
76	STRAFFAN
78	STRAFFAN
80	STRAFFAN
82	STRAFFAN
84	STRAFFAN
86	STRAFFAN
88	STRAFFAN
90	STRAFFAN
92	STRAFFAN
94	STRAFFAN
96	STRAFFAN
98	STRAFFAN
100	STRAFFAN
102	STRAFFAN
104	STRAFFAN
106	STRAFFAN
108	STRAFFAN
110	STRAFFAN
112	STRAFFAN
114	STRAFFAN
116	STRAFFAN
118	STRAFFAN
120	STRAFFAN
122	STRAFFAN
124	STRAFFAN
126	STRAFFAN
128	STRAFFAN
130	STRAFFAN
132	STRAFFAN
134	STRAFFAN
136	STRAFFAN
138	STRAFFAN
140	STRAFFAN
142	STRAFFAN
144	STRAFFAN
146	STRAFFAN
148	STRAFFAN
150	STRAFFAN
152	STRAFFAN
154	STRAFFAN
156	STRAFFAN
158	STRAFFAN
160	STRAFFAN
162	STRAFFAN
164	STRAFFAN
166	STRAFFAN
168	STRAFFAN
170	STRAFFAN
172	STRAFFAN


Goods Trains must not leave Mallow for Cork in advance of Passenger Trains unless they have at least fifty minutes' start.

—Engine Turntable.

No. 15 to Shunt for No. 19 at Emly; 20 at Knocking; 21 at Charleville. W.—Water Column. C.R.—Will stop when required.

M.—Schedule Mail Train.

Cork Timetable



July 1946 Train Services Timetable